

A World Apart?

Global study for the BBC Crossing
Divides season

© 2019 Ipsos. All rights reserved. Contains Ipsos' Confidential and Proprietary information and may not be disclosed or reproduced without the prior written consent of Ipsos.

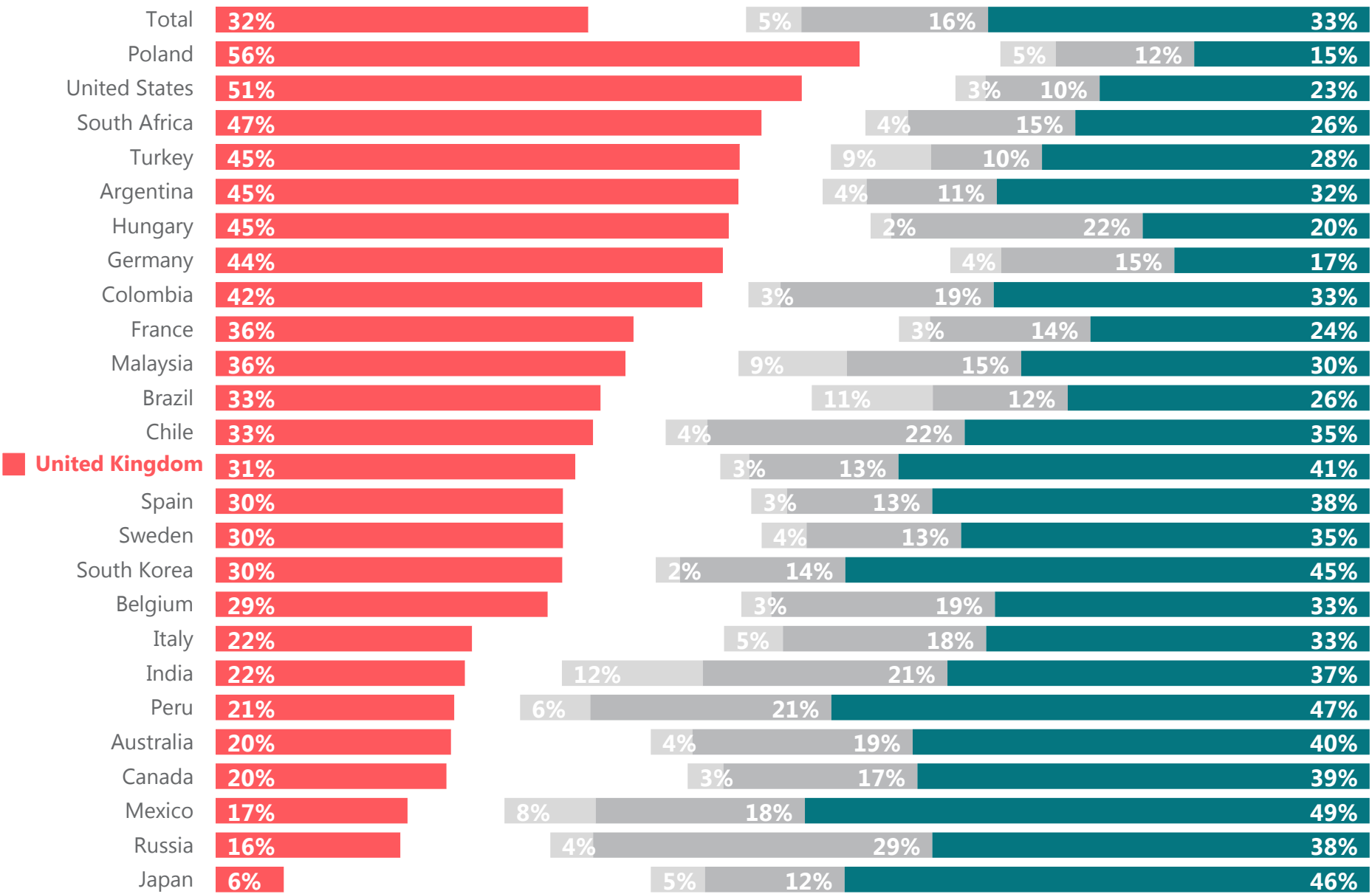


Political divisions: Healthy or dangerous?



Q. Which of the following statements comes closest to your opinion about the range of political view in [COUNTRY]?

A third think political divisions are healthy for society but a similar proportion thinks they are so divisive that they are dangerous for society. People in Poland and the United States are much more likely to think these differences are dangerous for society, while close to half in Mexico and Peru believe they are healthy.



% the differences in people's political views are so divisive it is dangerous for our society

% there are no differences in people's political views

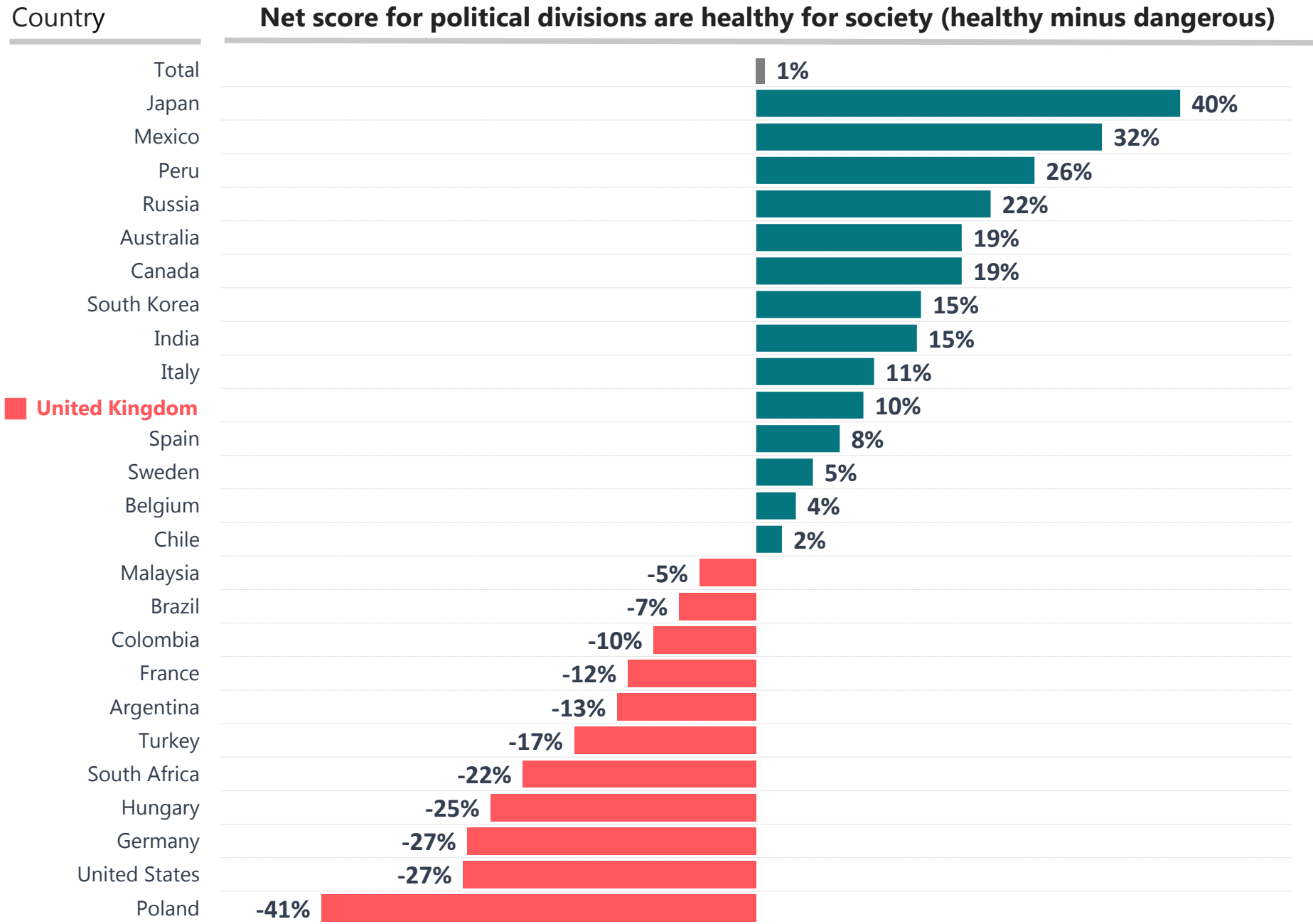
% there are differences in people's political views but this doesn't have a significant impact on society

% there are differences in people's political views but this is healthy for society

Base: 19,782 online adults aged 16-64 across 27 countries, 26 Nov -7 Dec 2018

Q. Which of the following statements comes closest to your opinion about the range of political view in [COUNTRY]?

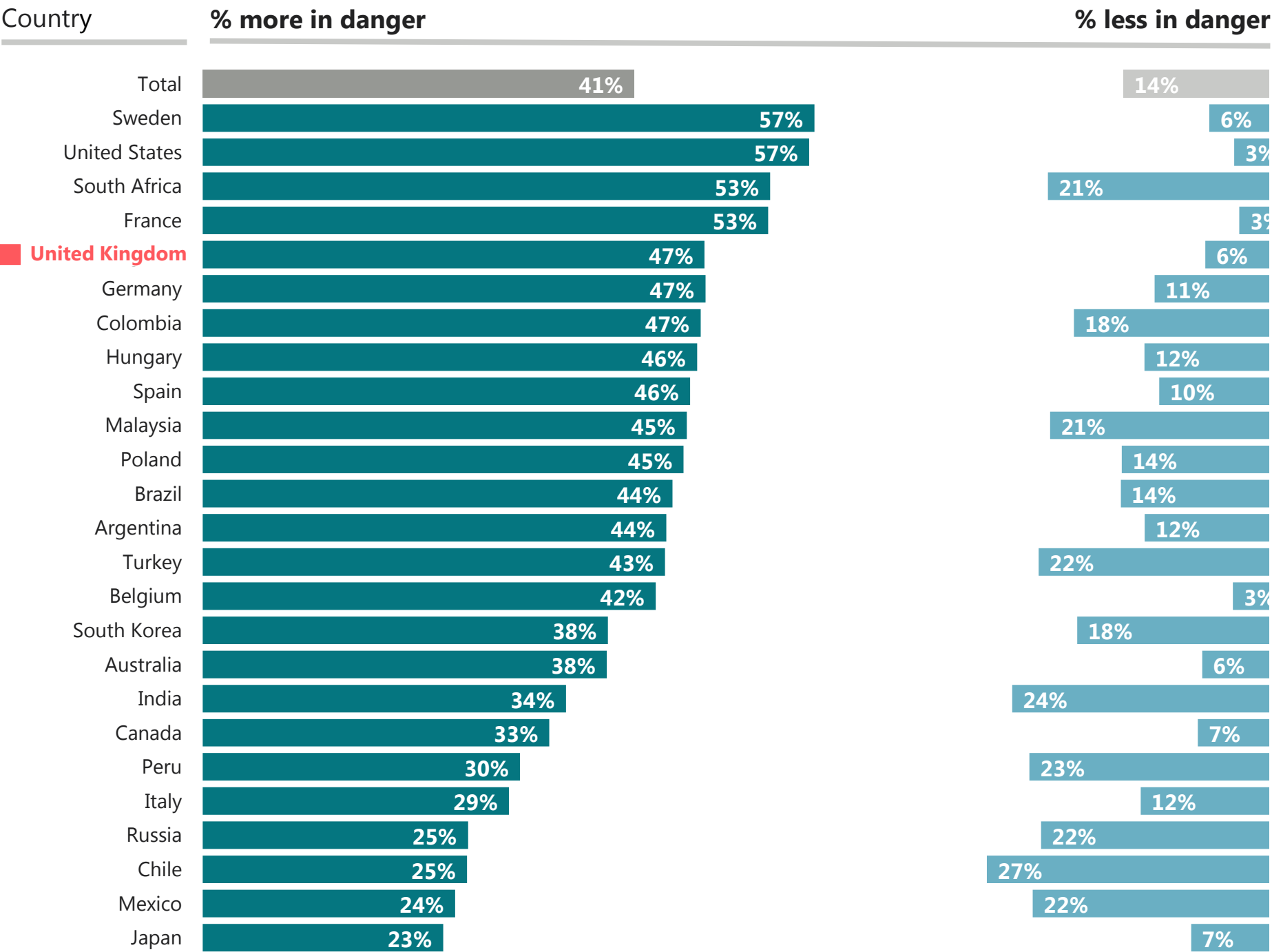
People who think political divisions are healthy for society are more likely to outnumber those who think they are dangerous in Japan, Mexico and Peru. On Poland, the USA and Germany people who think political division is dangerous for society are most likely to outnumber those who think they are healthy.



Base: 19,782 online adults aged 16-64 across 27 countries, 26 Nov -7 Dec 2018

Q. Do you think [COUNTRY]'s society is more or less at danger because of divisions between people with different political views than what it was 20 years ago or is it about the same?

Two in five think their country's society is more at danger because of divisions between people with different political views than it was twenty years ago; this rises to over half in the United States, Sweden, South Africa and France.



Base: 19,782 online adults aged 16-64 across 27 countries, 26 Nov -7 Dec 2018

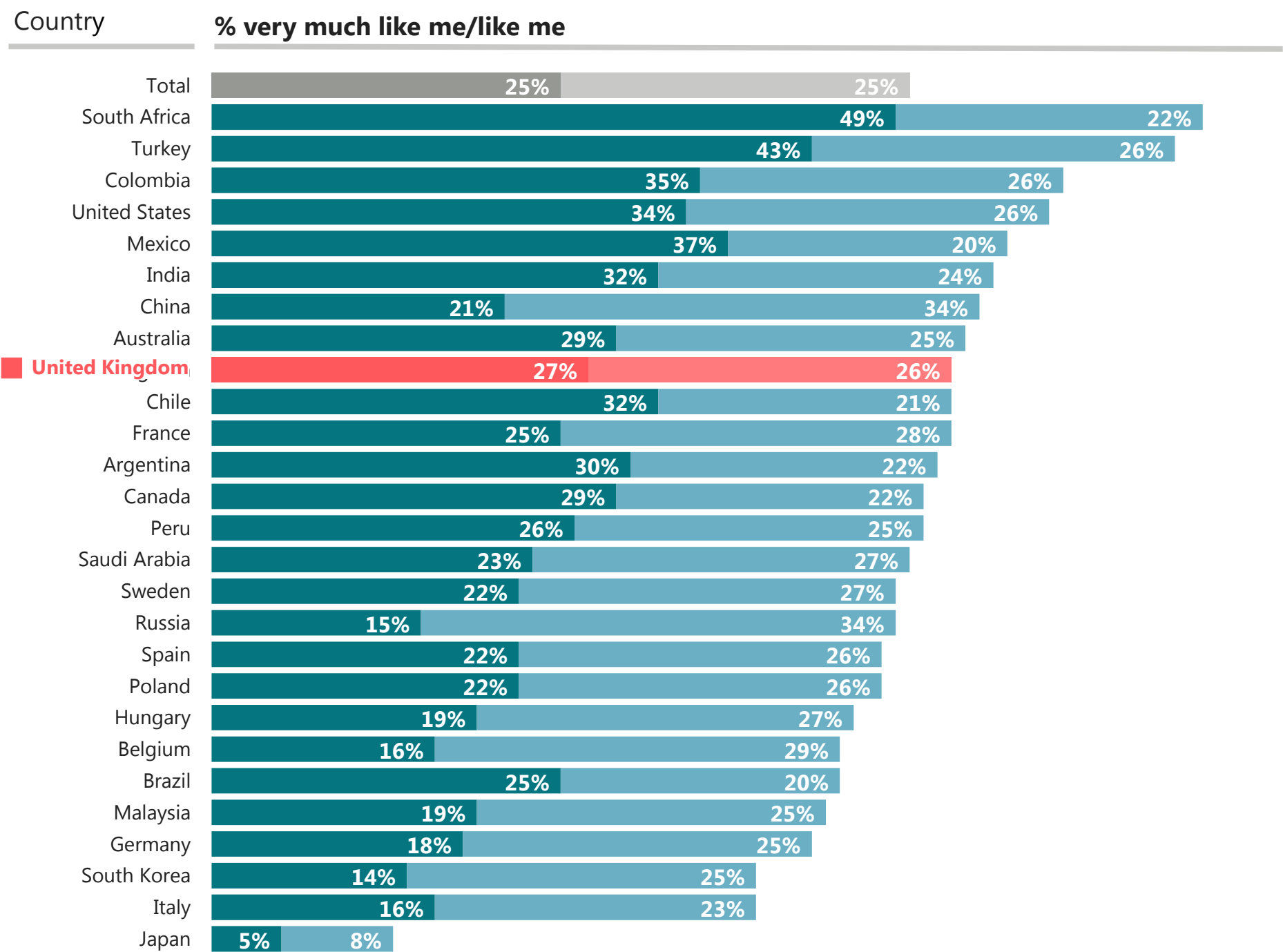
Politics:

A thorny subject?



Q. How well does this describe the REAL you? It is important for me to listen to people who are different from myself. Even if I disagree with the other person, I still want to understand them

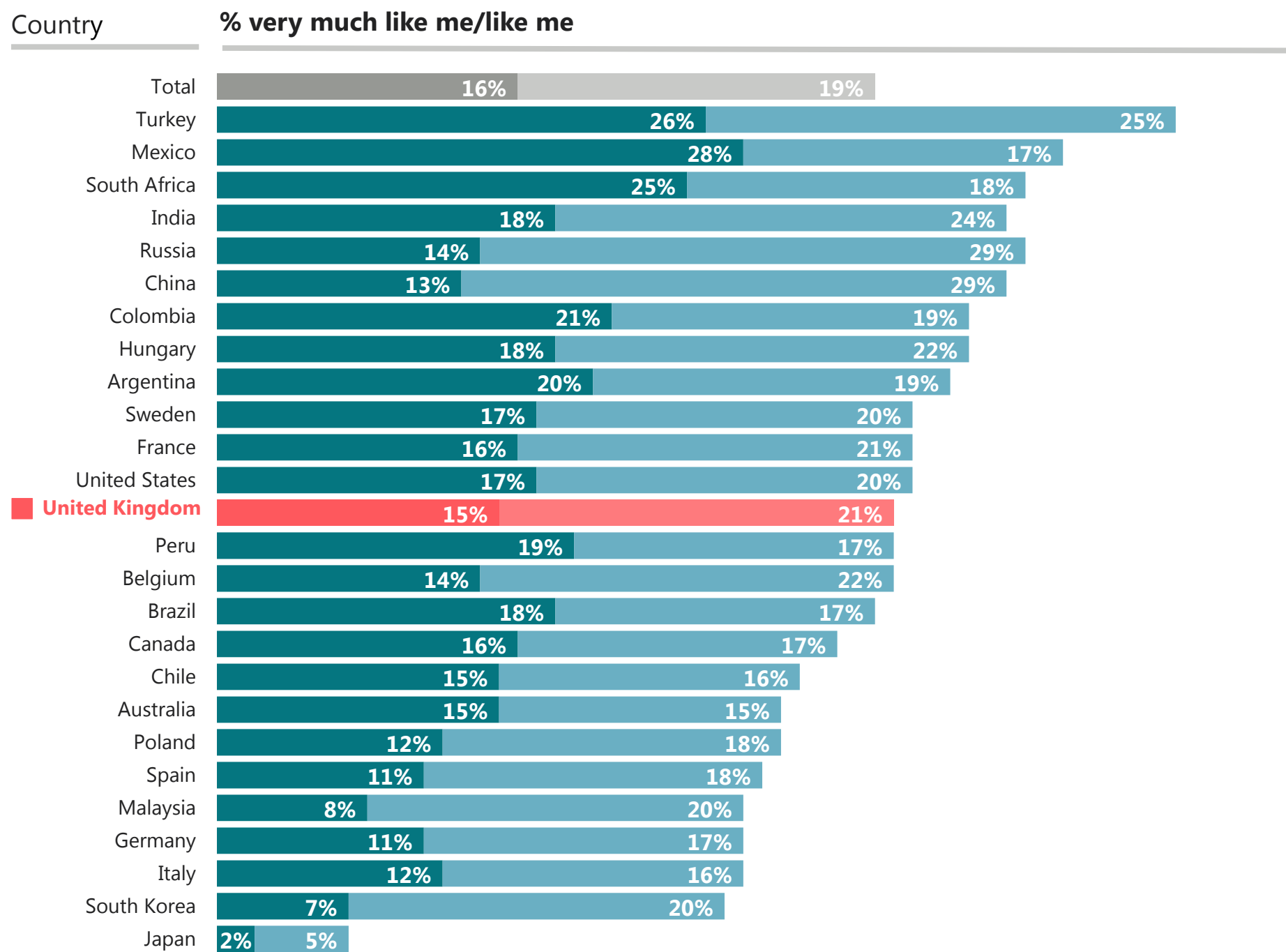
Half of people say it is important to listen to people who are different from themselves. People in South Africa and Turkey are most likely to say this is like them while those in Japan, Italy and South Korea are least likely to say this is like them.



Base: 19,782 online adults aged 16-64 across 27 countries, 26 Nov -7 Dec 2018

Q. How well does this describe the REAL you? I feel comfortable sharing my political opinions with other people, even if they do not necessarily agree

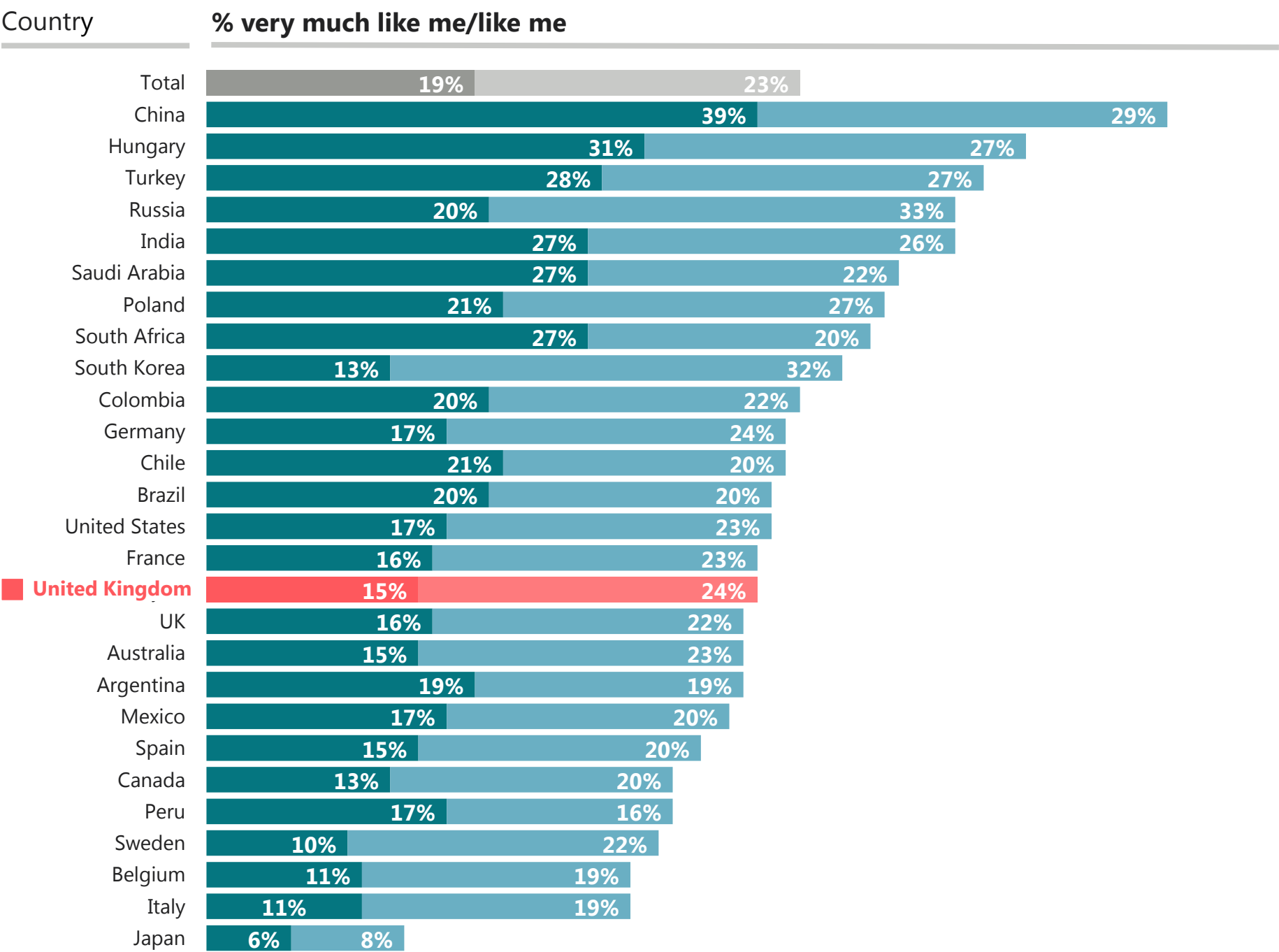
When it comes to sharing political opinions with those with opposing views, people in Turkey, Mexico and South Africa are the most comfortable while those in Japan, South Korea and Italy are least likely to feel comfortable doing so.



Base: 19,782 online adults aged 16-64 across 27 countries, 26 Nov -7 Dec 2018

Q. How well does this describe the REAL you? I feel more comfortable in groups of people who are similar to me

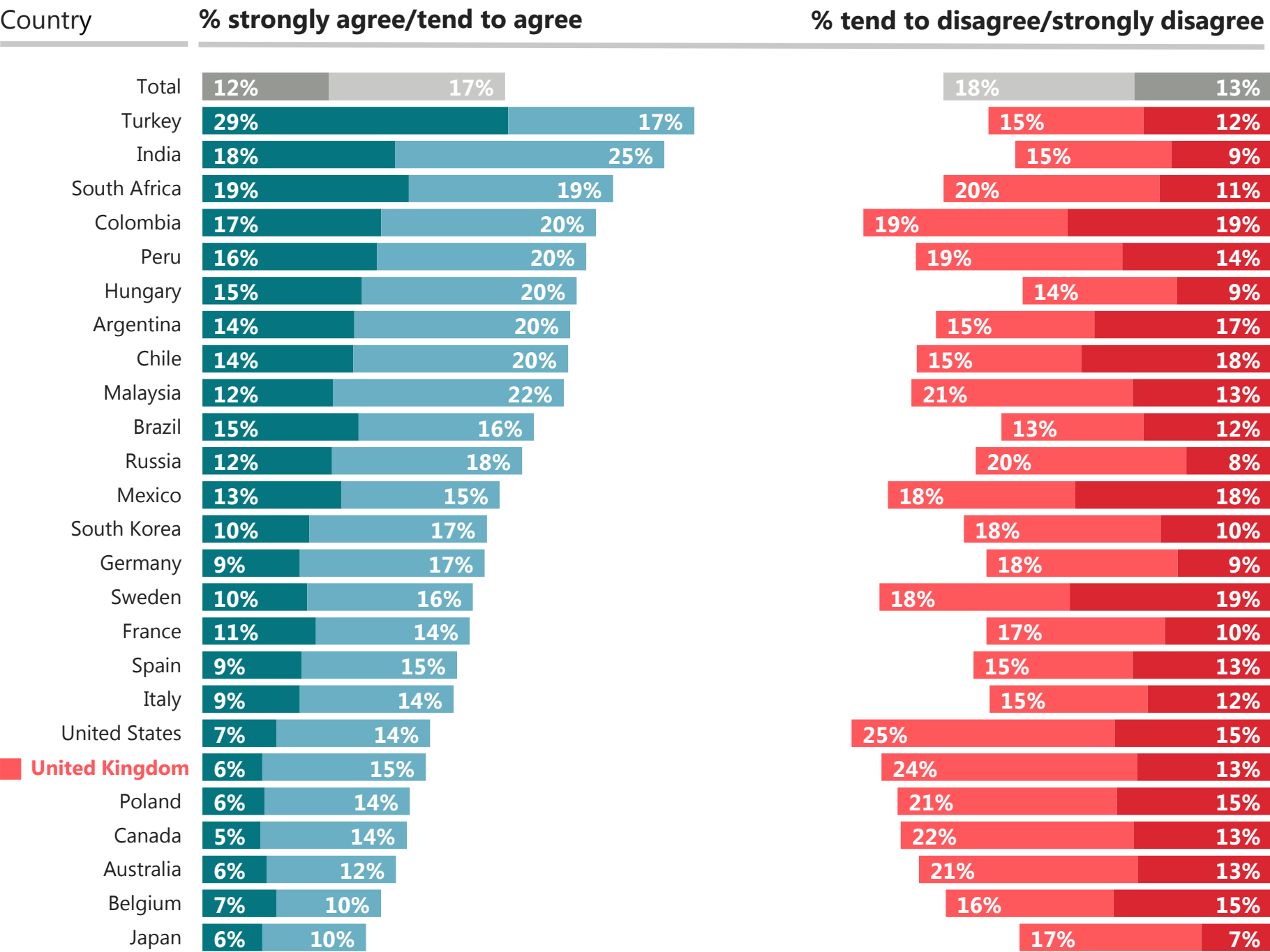
Two in five say they feel more comfortable in groups of people who are similar to them. People in China are much more likely to say this while those in Japan, Italy and Belgium are least likely to say this.



Base: 19,782 online adults aged 16-64 across 27 countries, 26 Nov -7 Dec 2018

Q. Now thinking about the people in your country with opposing political views to you, to what extent do you agree or disagree with the following? They genuinely don't care about the future of the country

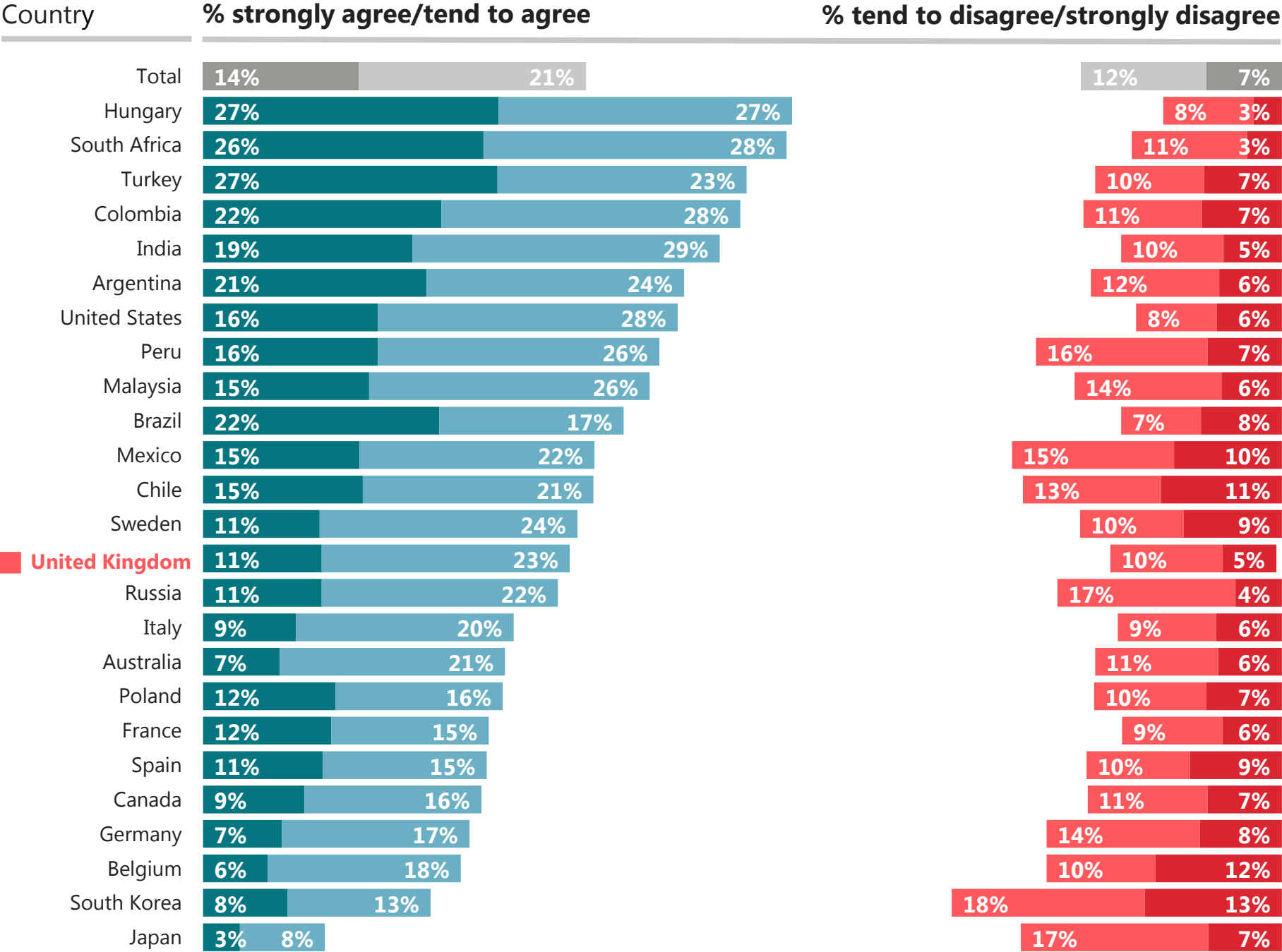
People are split on whether those with different political views care about the future of the country or not. Those in Turkey and India are much more likely to think they don't care about their country's future.



Base: 19,782 online adults aged 16-64 across 27 countries, 26 Nov -7 Dec 2018

Q. Now thinking about the people in your country with opposing political views to you, to what extent do you agree or disagree with the following? They have been misled

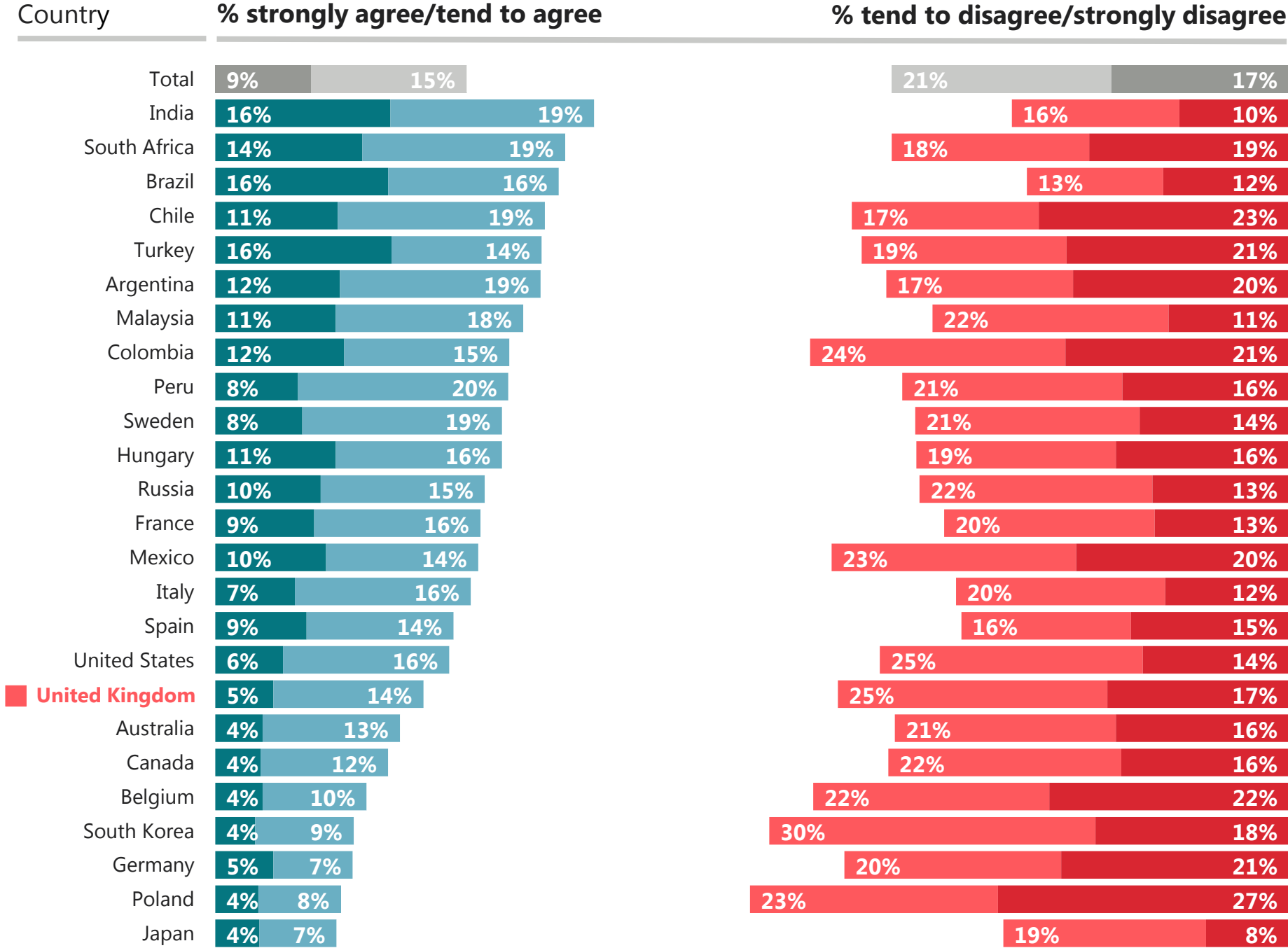
Over a third believe that people with opposing political views to them have been misled, particularly in Hungary, South Africa, Turkey and Colombia. People in South Korea and Mexico are most likely to disagree with this statement.



Base: 19,782 online adults aged 16-64 across 27 countries, 26 Nov -7 Dec 2018

Q. Now thinking about the people in your country with opposing political views to you, to what extent do you agree or disagree with the following? They're not worth trying to have a conversation with

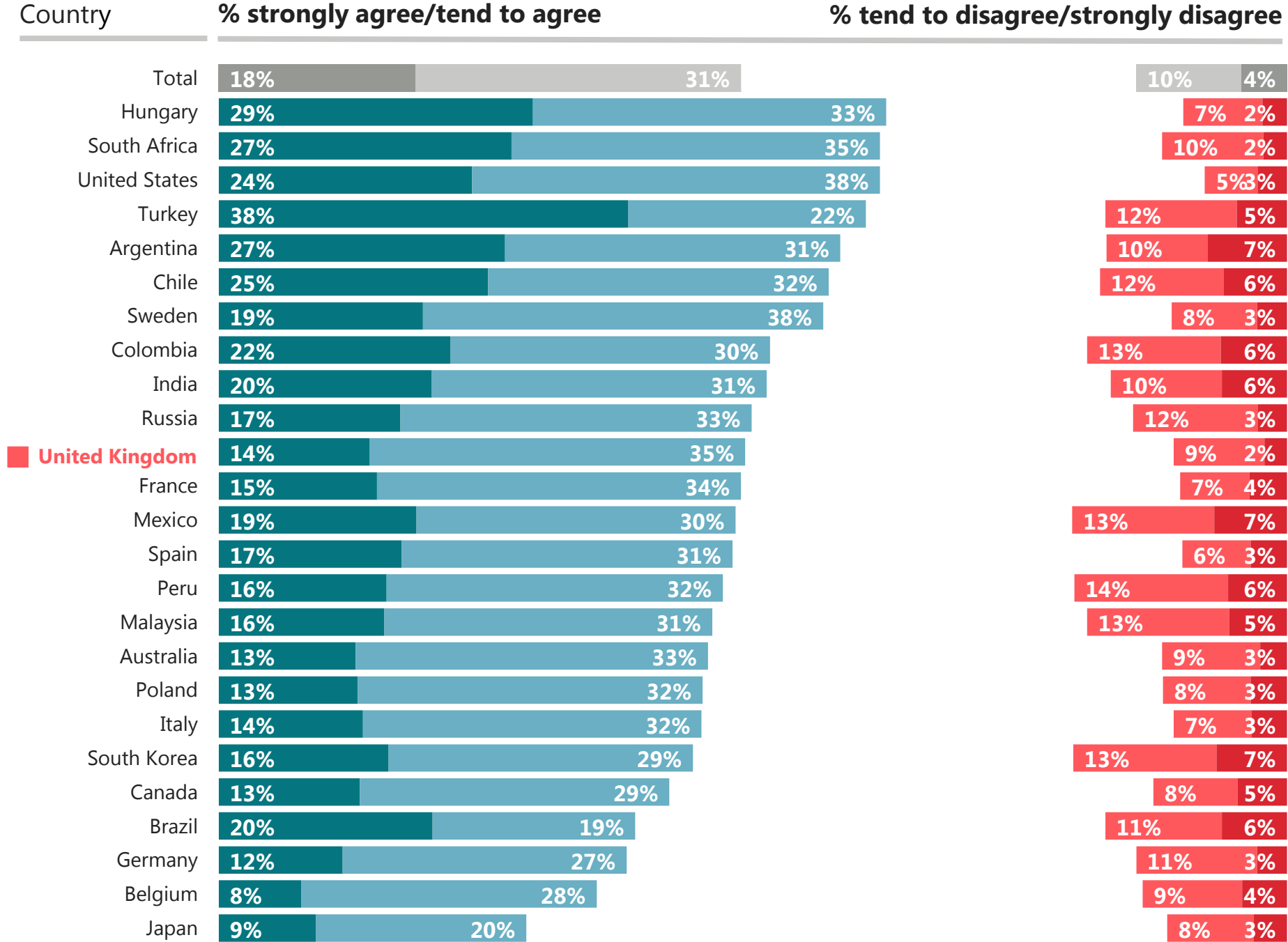
Despite political differences a quarter globally think that people with opposing political views to them aren't worth trying to have a conversation with, although this is much higher in India and South Africa . Two in five disagree and those in Poland and South Korea the most likely to disagree with this statement.



Base: 19,782 online adults aged 16-64 across 27 countries, 26 Nov -7 Dec 2018

Q. Now thinking about the people in your country with opposing political views to you, to what extent do you agree or disagree with the following? They're unlikely to change their opinion, regardless of the evidence presented

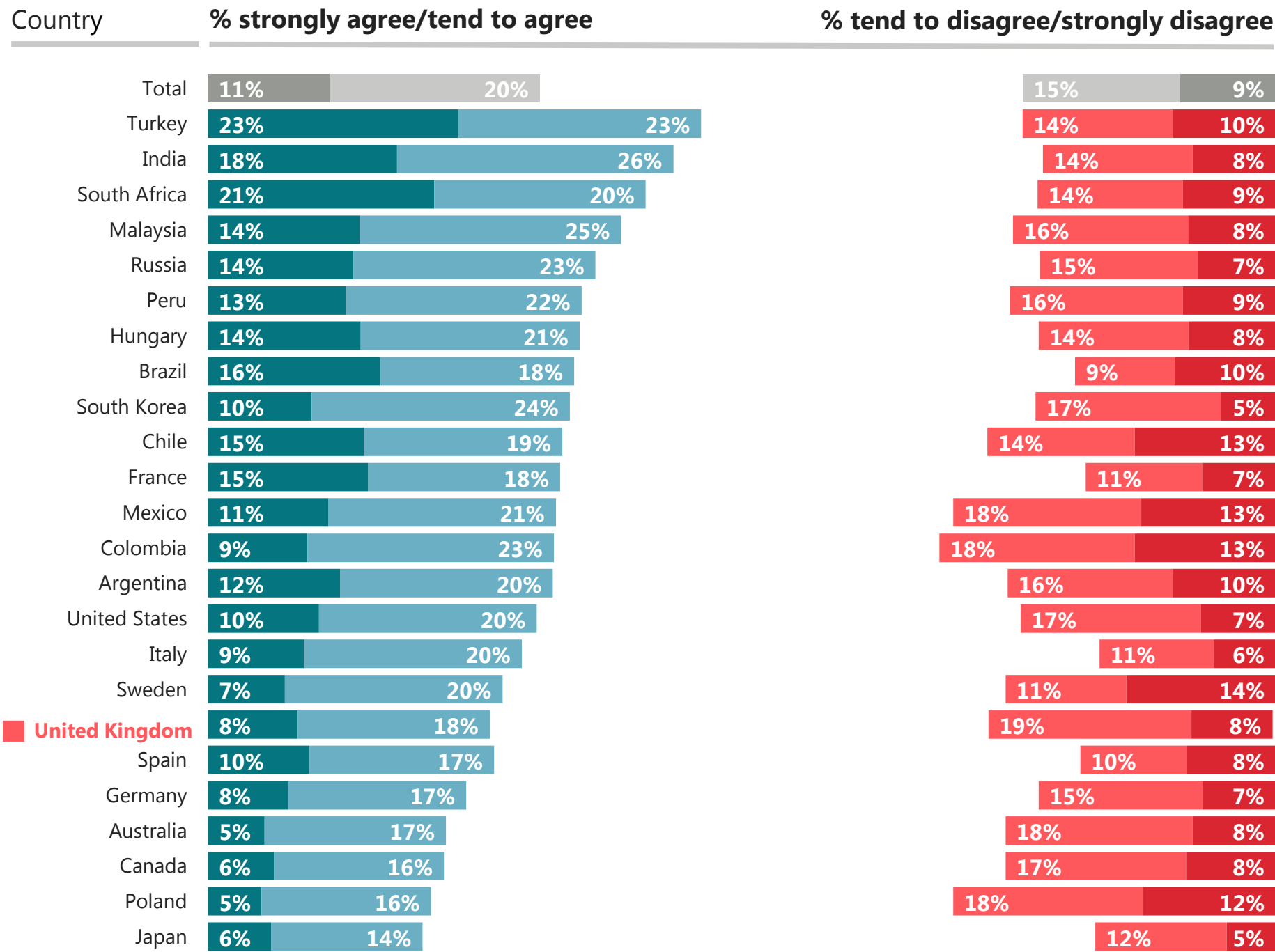
Half of people globally agree that those with opposing political views to them are unlikely to change their opinions regardless of the evidence presented (just 14% disagree). Those in Hungary, South Africa and the United States are most likely to agree with this.



Base: 19,782 online adults aged 16-64 across 27 countries, 26 Nov -7 Dec 2018

Q. Now thinking about the people in your country with opposing political views to you, to what extent do you agree or disagree with the following? They don't care about people like me

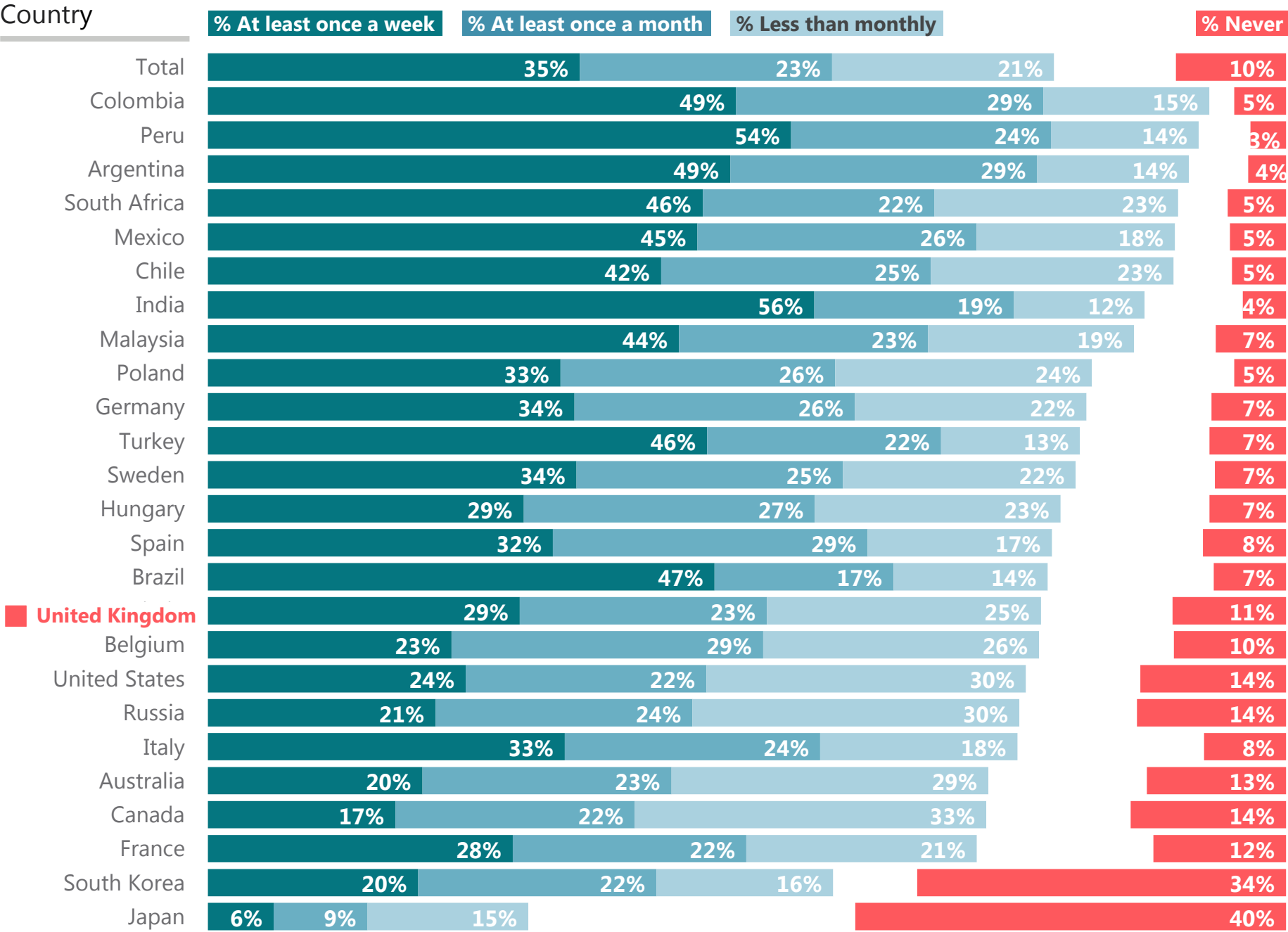
A third of people globally agree that people with opposing political views do not care about people like them, with a quarter disagreeing. Those in Turkey and India are more likely to agree, while levels of disagreement are highest in Mexico, Colombia and Poland.



Base: 19,782 online adults aged 16-64 across 27 countries, 26 Nov -7 Dec 2018

Q. How often, if at all, do you have conversations with people who have opposing views to your own on issues such as politics, climate change, immigration and feminism?

Despite saying it is important to listen to others, just a third say they have conversations with people who have opposing views to their own on at least a weekly basis. Nearly three in five say they do on at least a monthly basis and one in ten say they never speak to people holding opposing views to them.



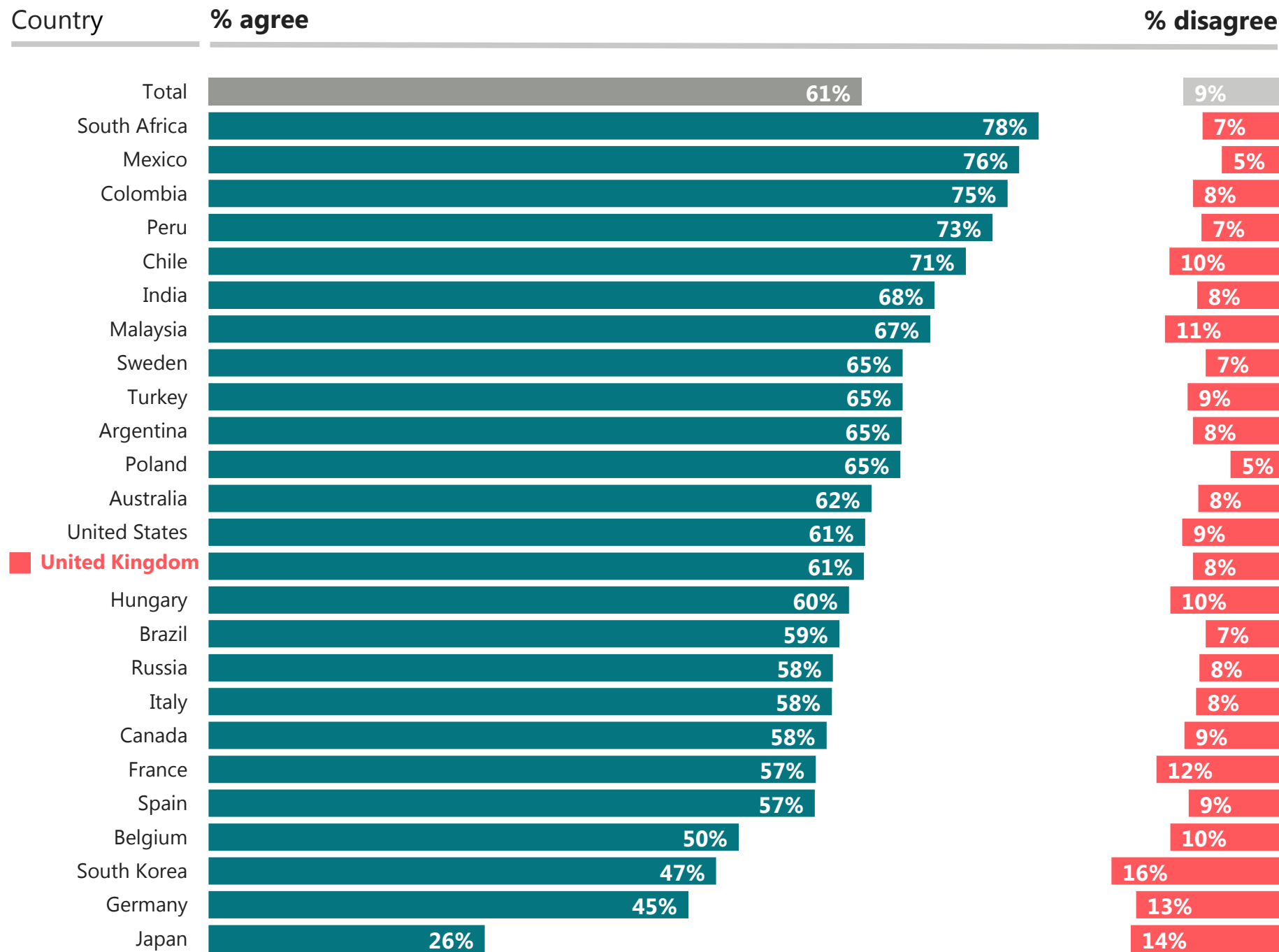
Base: 19,782 online adults aged 16-64 across 27 countries, 26 Nov -7 Dec 2018

Social media: A boom or curse?



Q. To what extent do you agree or disagree with the following? Social media platforms such as Facebook and Twitter are giving a voice to people who would not normally take part in debates and social issues

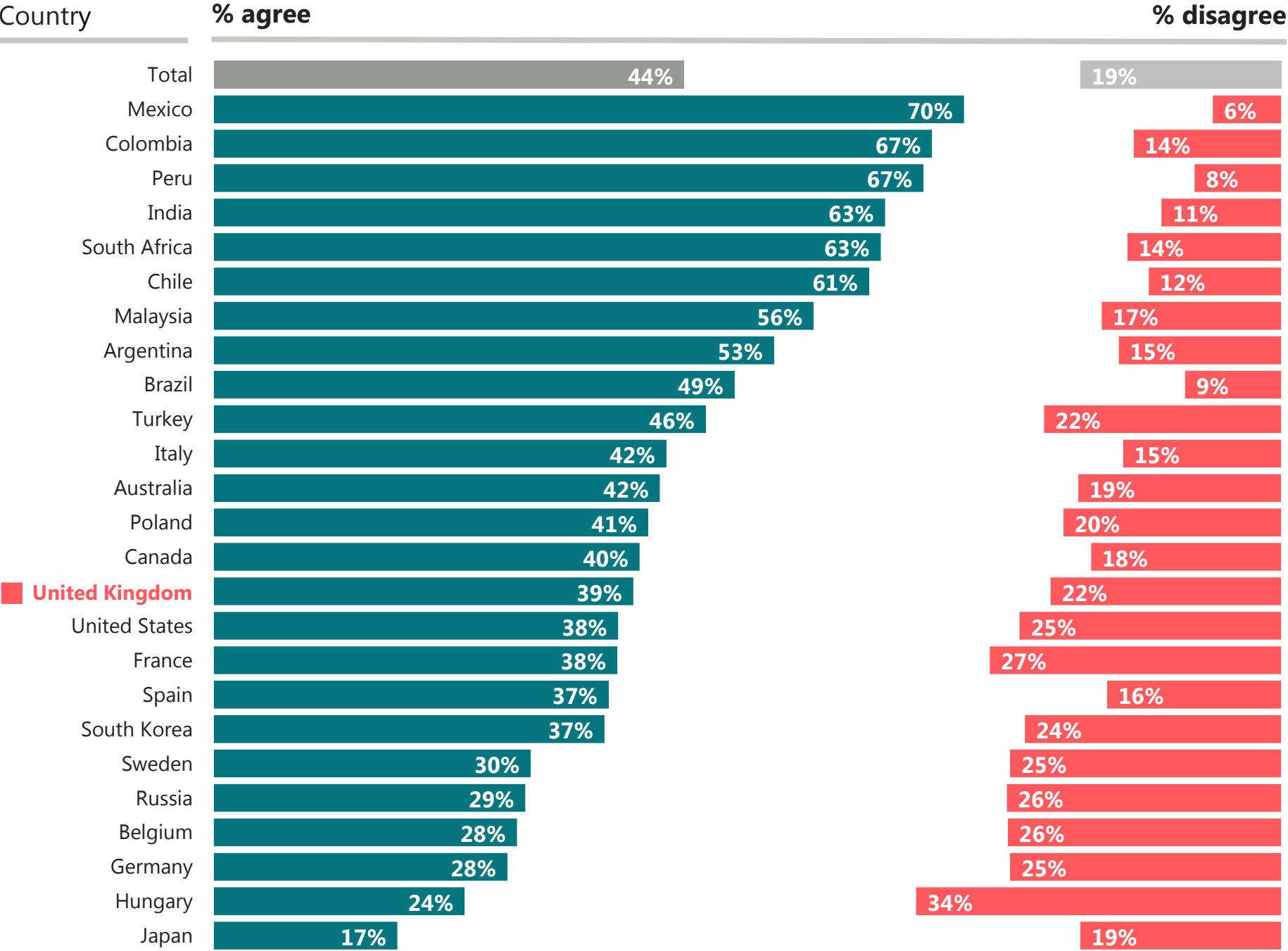
Three in five agree that social media platforms such as Facebook and Twitter are giving a voice to people who would not normally take part in debates about social issues, with those in South Africa, Mexico and Colombia most likely to agree.



Base: 19,782 online adults aged 16-64 across 27 countries, 26 Nov -7 Dec 2018

Q. To what extent do you agree or disagree with the following? Social media platforms such as Facebook and Twitter are breaking down barriers between the public and people in power

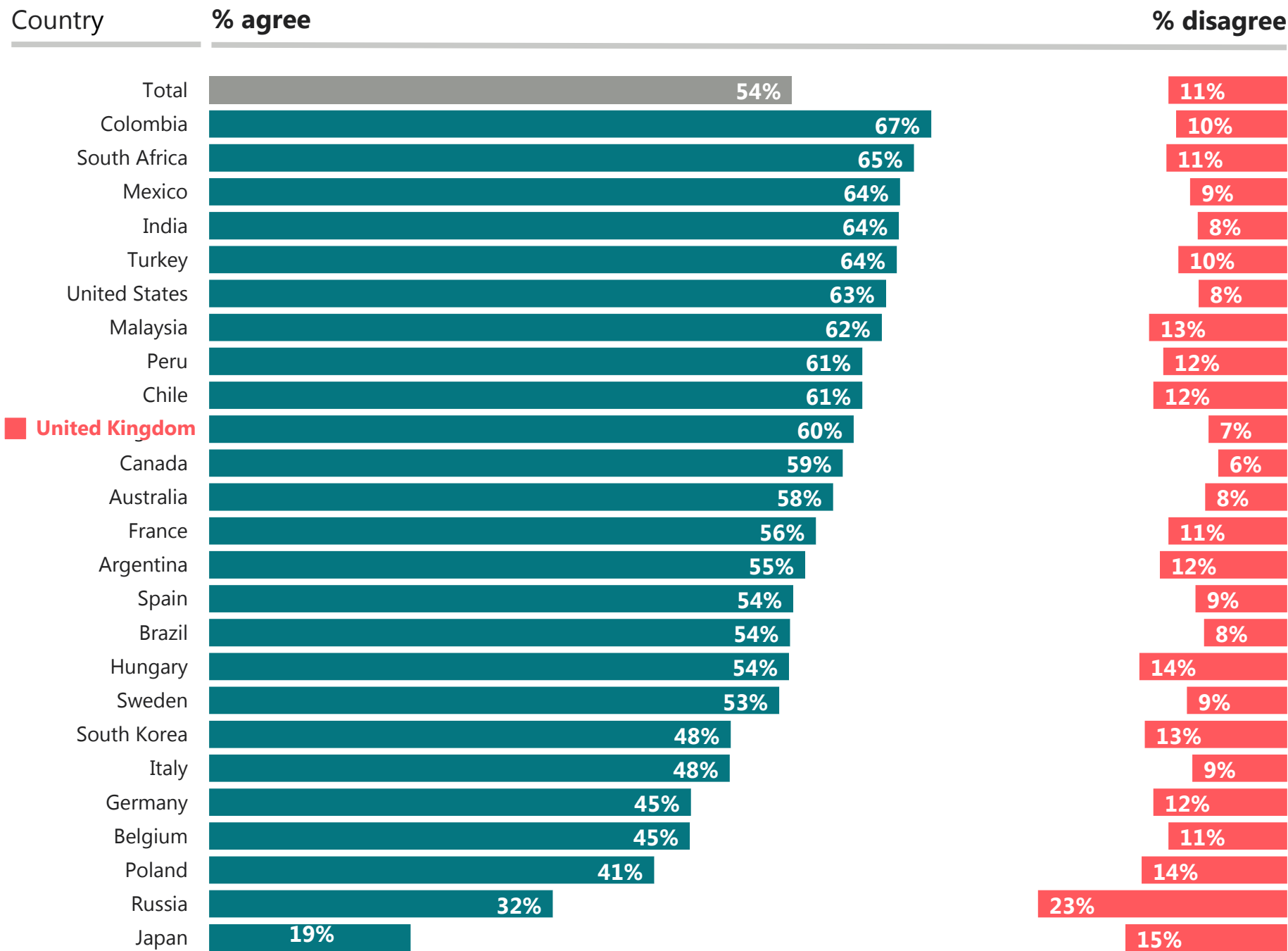
Two in five agree that social media platforms are breaking down barriers between the public and people in power with those in Mexico, Colombia and Peru most likely to agree.



Base: 19,782 online adults aged 16-64 across 27 countries, 26 Nov -7 Dec 2018

Q. To what extent do you agree or disagree with the following? Social media platforms such as Facebook and Twitter are making debates about social issues much more divisive than they used to be

However, over half believe that social media platforms are making these debates much more divisive than they used to be – only one in ten disagrees. Those that are most likely to agree are in Colombia and South Africa.



Base: 19,782 online adults aged 16-64 across 27 countries, 26 Nov -7 Dec 2018

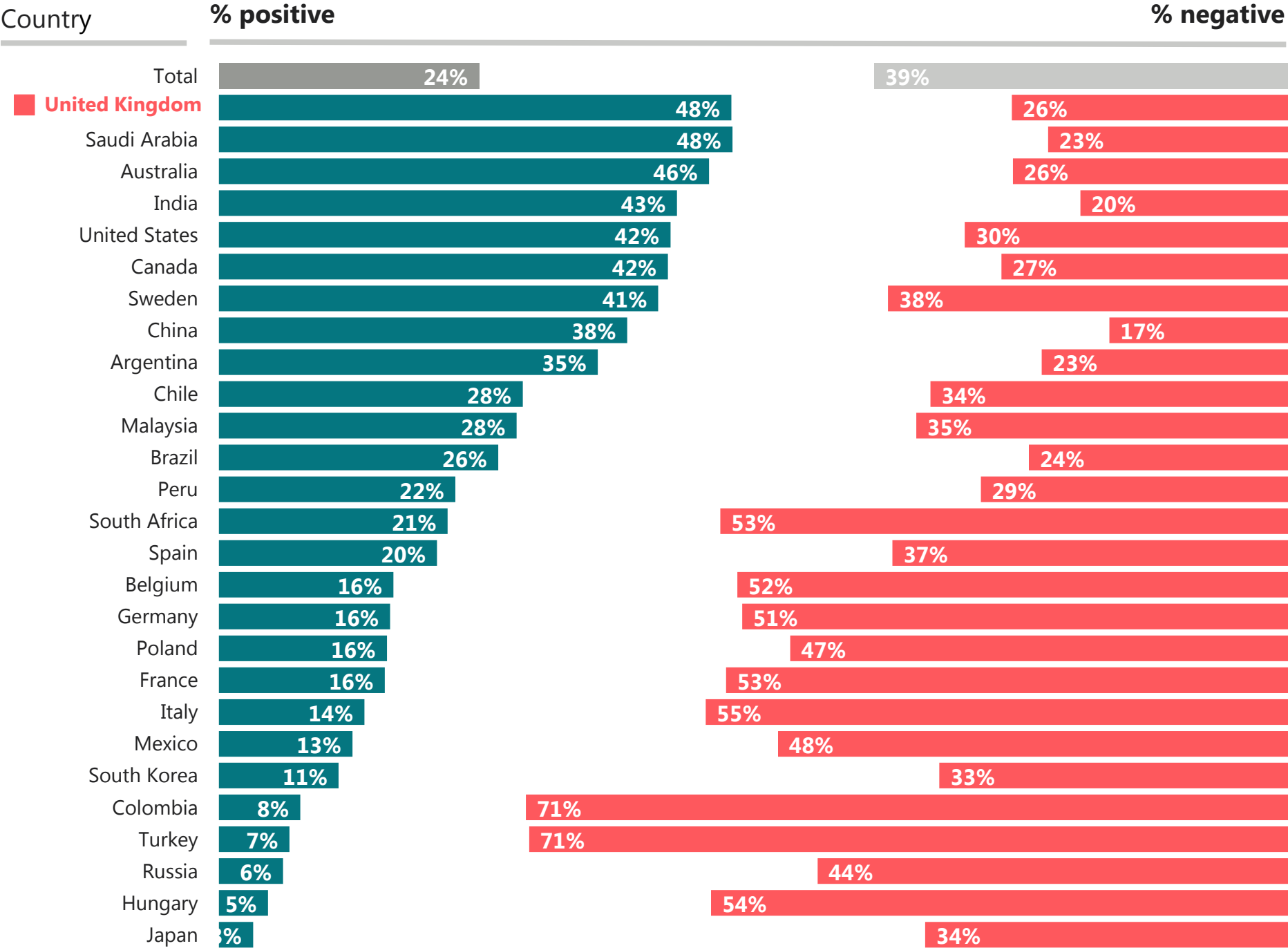
Immigration:

Good or bad?



Q. Would you say that immigration has generally had a positive or negative impact on [COUNTRY]?

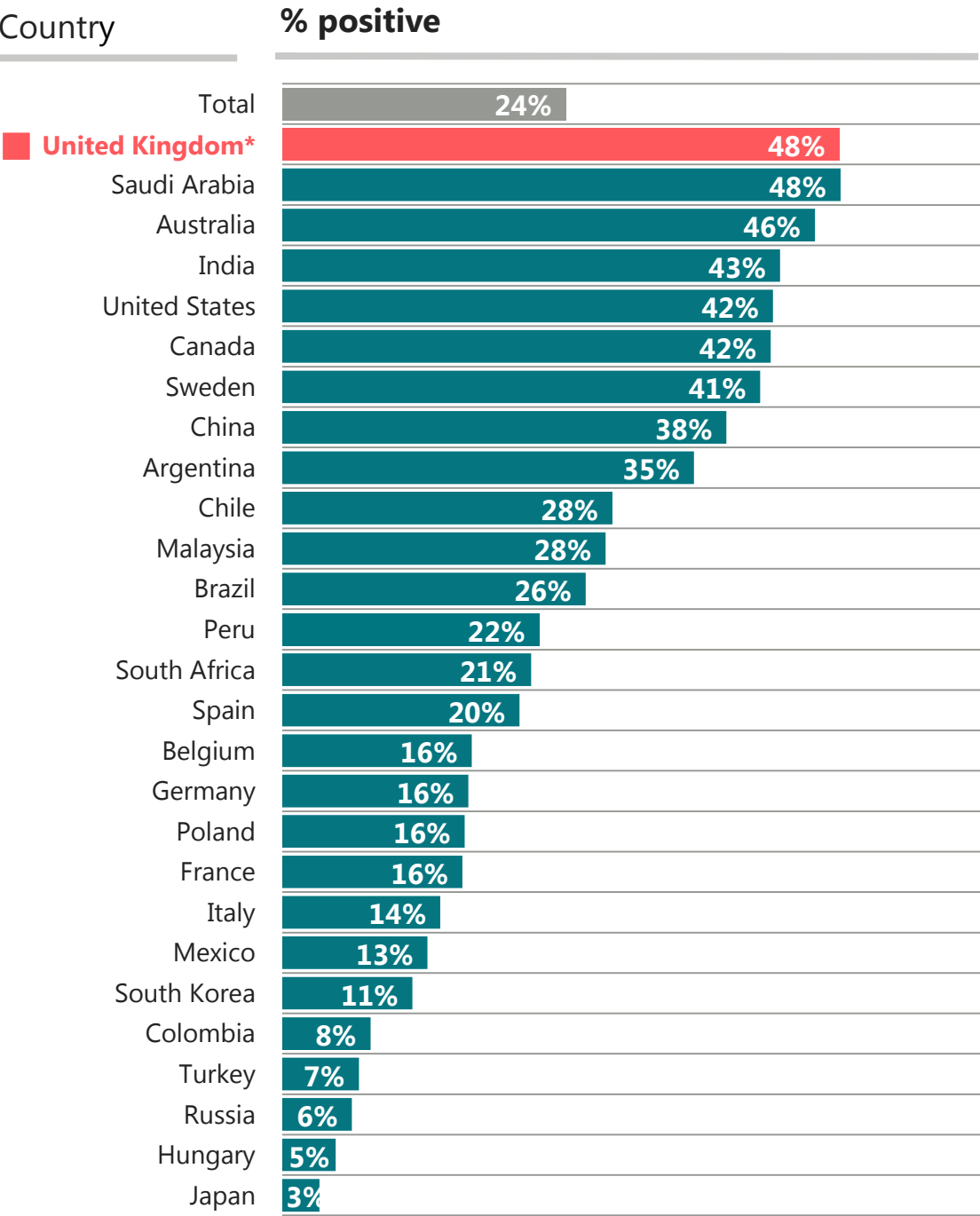
A quarter of people around the world think that immigration has had a positive impact on their country compared with two in five who believe that it has been negative. People in the UK , Saudi Arabia and Australia are the most positive, but seven in ten say that it has been negative in Colombia and Turkey.



Base: 19,782 online adults aged 16-64 across 27 countries, 26 Nov -7 Dec 2018

Q. Would you say that immigration has generally had a positive or negative impact on [COUNTRY]?

Positive attitudes towards the impact of immigration have increased in the UK, Australia, US and Sweden



Jul '17	Jul '16	Oct '15	Jul '15	2014	2013	2011
21%	20%	21%	21%	21%	20%	21%
40%	35%	31%	28%	26%	25%	19%
45%	48%	50%	52%	30%	33%	38%
38%	33%	42%	36%	32%	30%	31%
44%	45%	42%	49%	41%	41%	43%
35%	35%	28%	25%	25%	22%	18%
38%	36%	38%	37%	33%	31%	39%
25%	24%	29%	31%	39%	38%	37%
-	-	-	-	-	-	-
10%	12%	17%	15%	17%	12%	15%
-	-	-	-	-	-	-
-	-	-	-	-	-	-
17%	17%	21%	23%	35%	29%	30%
17%	-	-	-	-	-	-
18%	18%	15%	20%	16%	12%	10%
20%	20%	19%	21%	21%	21%	19%
11%	11%	10%	12%	10%	8%	9%
18%	18%	21%	20%	15%	17%	16%
15%	14%	14%	15%	20%	22%	22%
14%	11%	13%	11%	12%	11%	14%
10%	10%	9%	5%	9%	12%	14%
10%	10%	13%	16%	14%	14%	17%
18%	14%	17%	19%	25%	23%	27%
-	-	-	-	-	-	-
9%	6%	6%	2%	7%	7%	6%
-	-	-	-	-	-	-
5%	6%	9%	6%	8%	6%	8%
11%	9%	15%	13%	13%	13%	17%

*Please note that 2011-2017 trend data is based on GB not UK

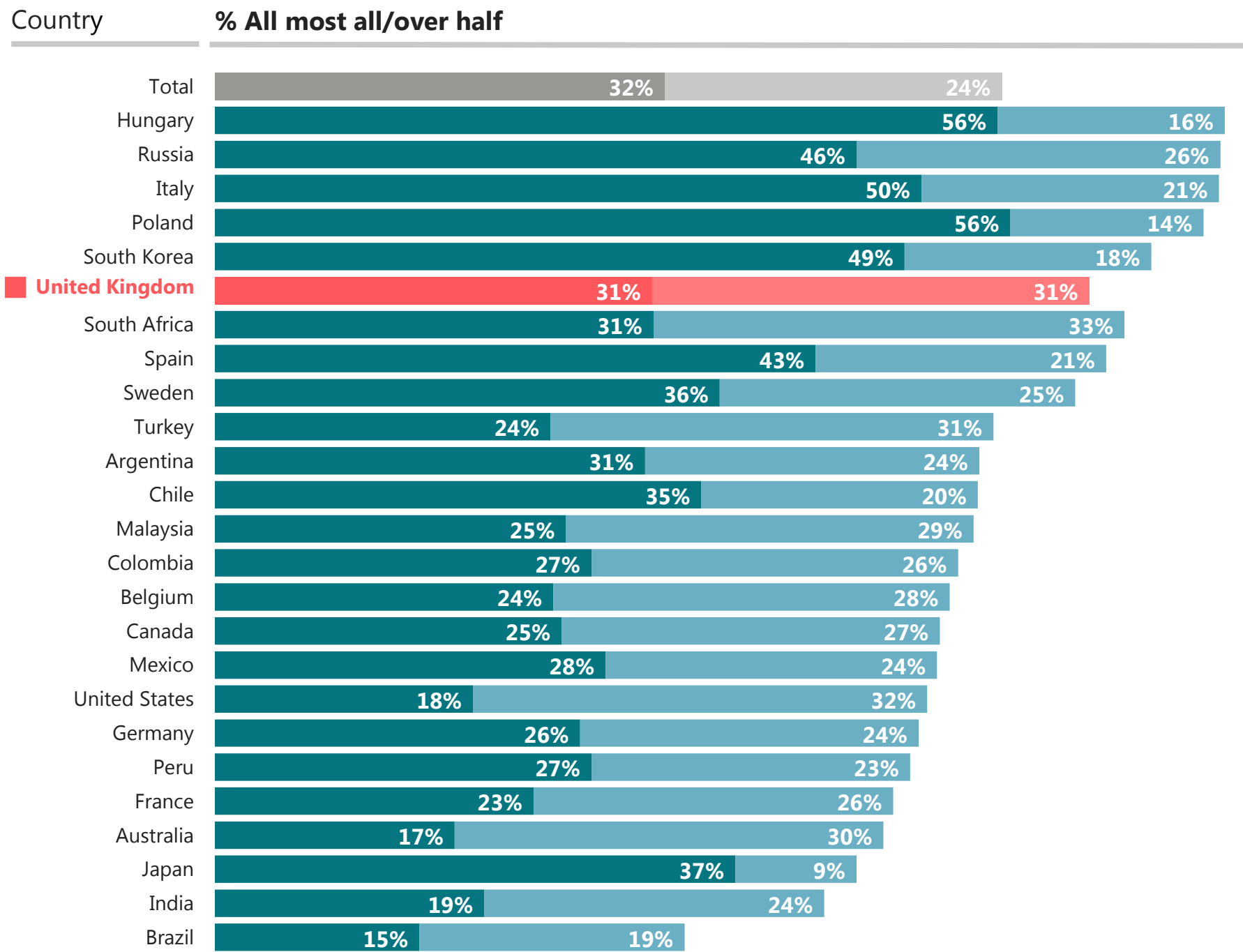
Base: 19,782 online adults aged 16-64 across 27 countries, 26 Nov -7 Dec 2018

Who are we friends with?



Q. What proportion of your friends are of the same ethnic group as you?

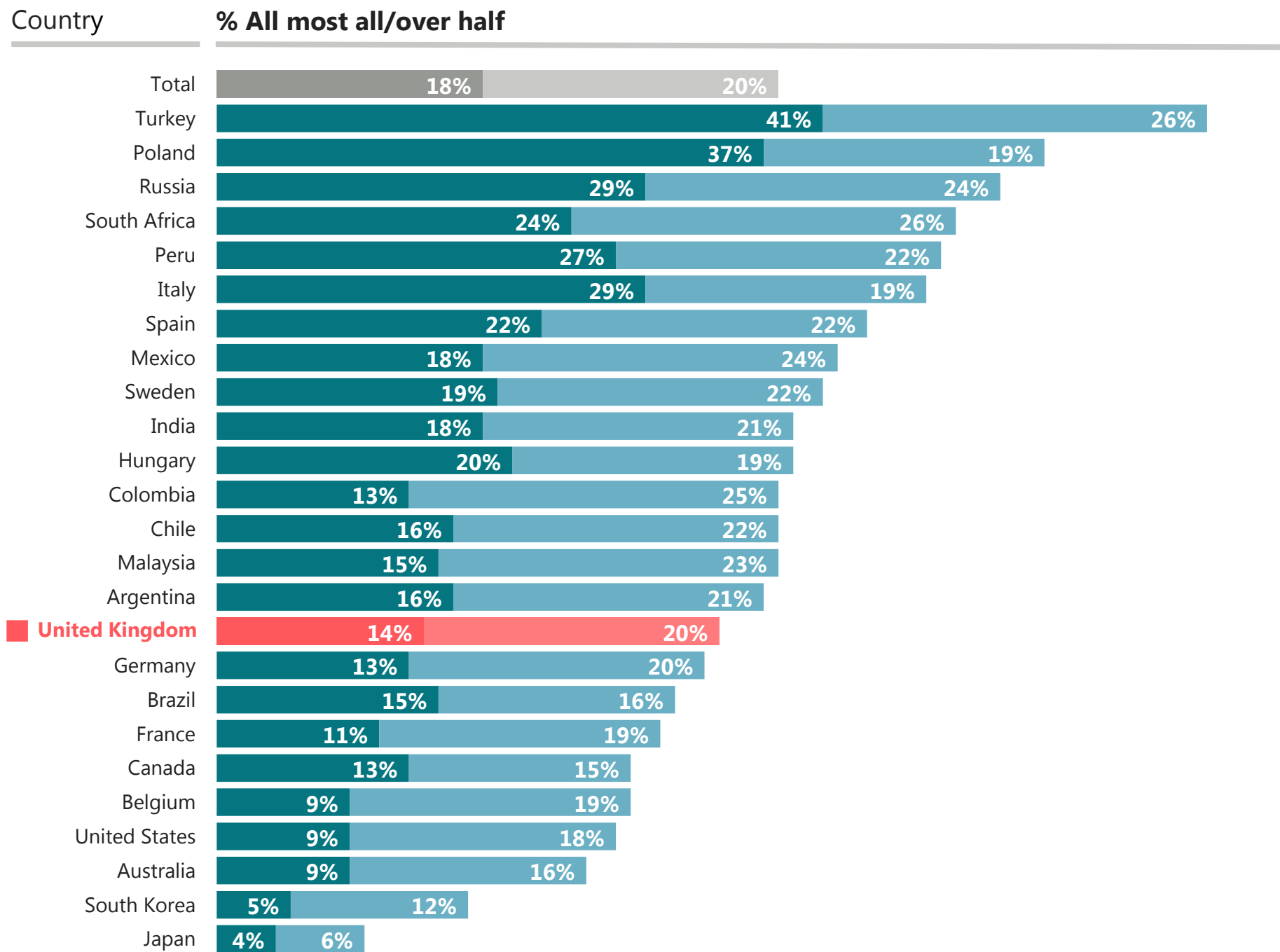
Globally a majority of people say more than half their friends are the same ethnicity as they are. This is highest in Hungary, Russia and Italy while those in Japan, India and Brazil are less likely to say most of their friends are from the same ethnicity.



Base: 19,782 online adults aged 16-64 across 27 countries, 26 Nov -7 Dec 2018

Q. What proportion of your friends share the same religious faith or beliefs as you?

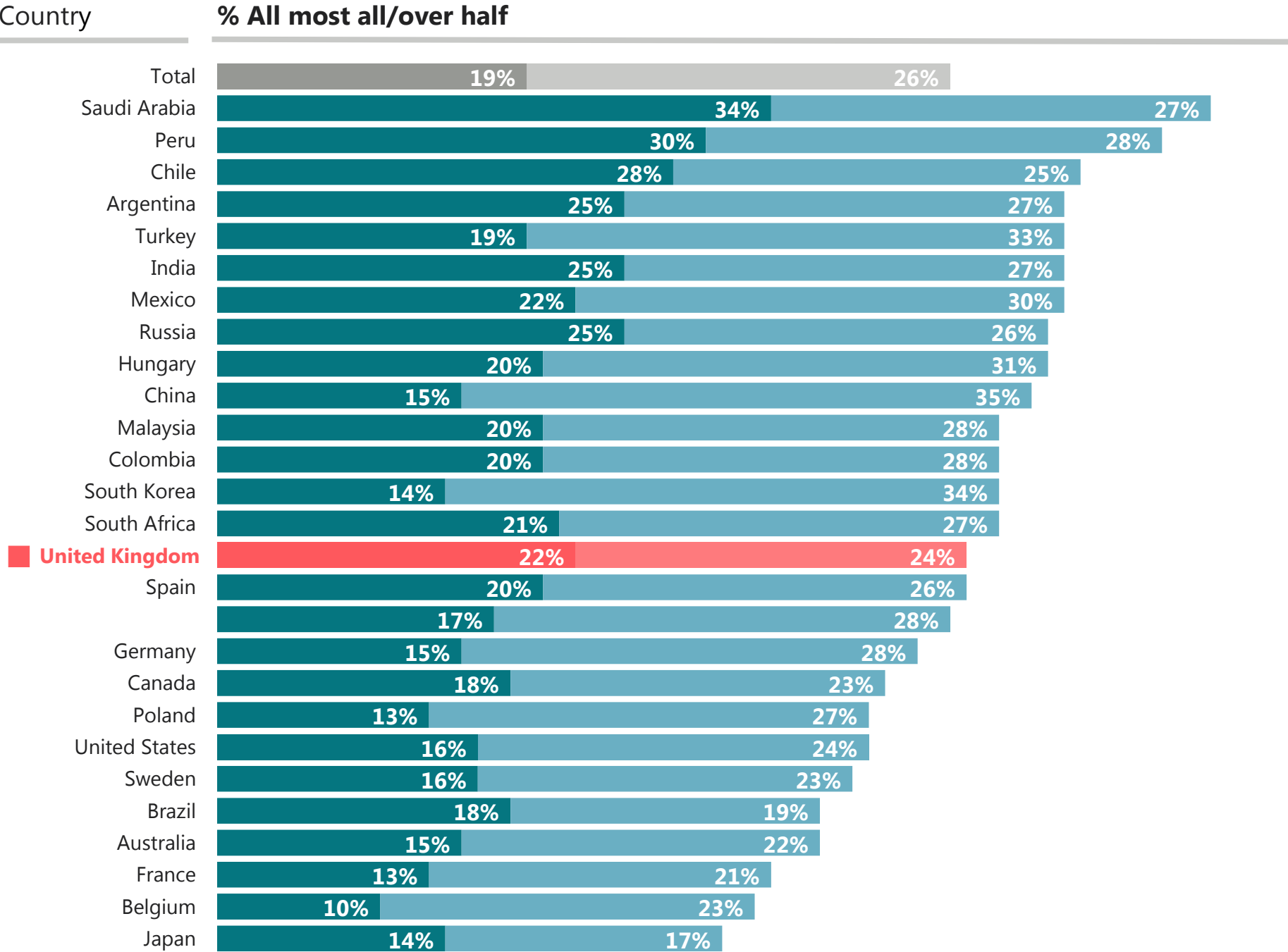
When it comes to religion, two in five say most of their friends share the same religious faith as they do. Those in Turkey and Poland are most likely to have a majority of friends from the same religion as them.



Base: 19,782 online adults aged 16-64 across 27 countries, 26 Nov -7 Dec 2018

Q. What proportion of your friends have a similar level of education to you?

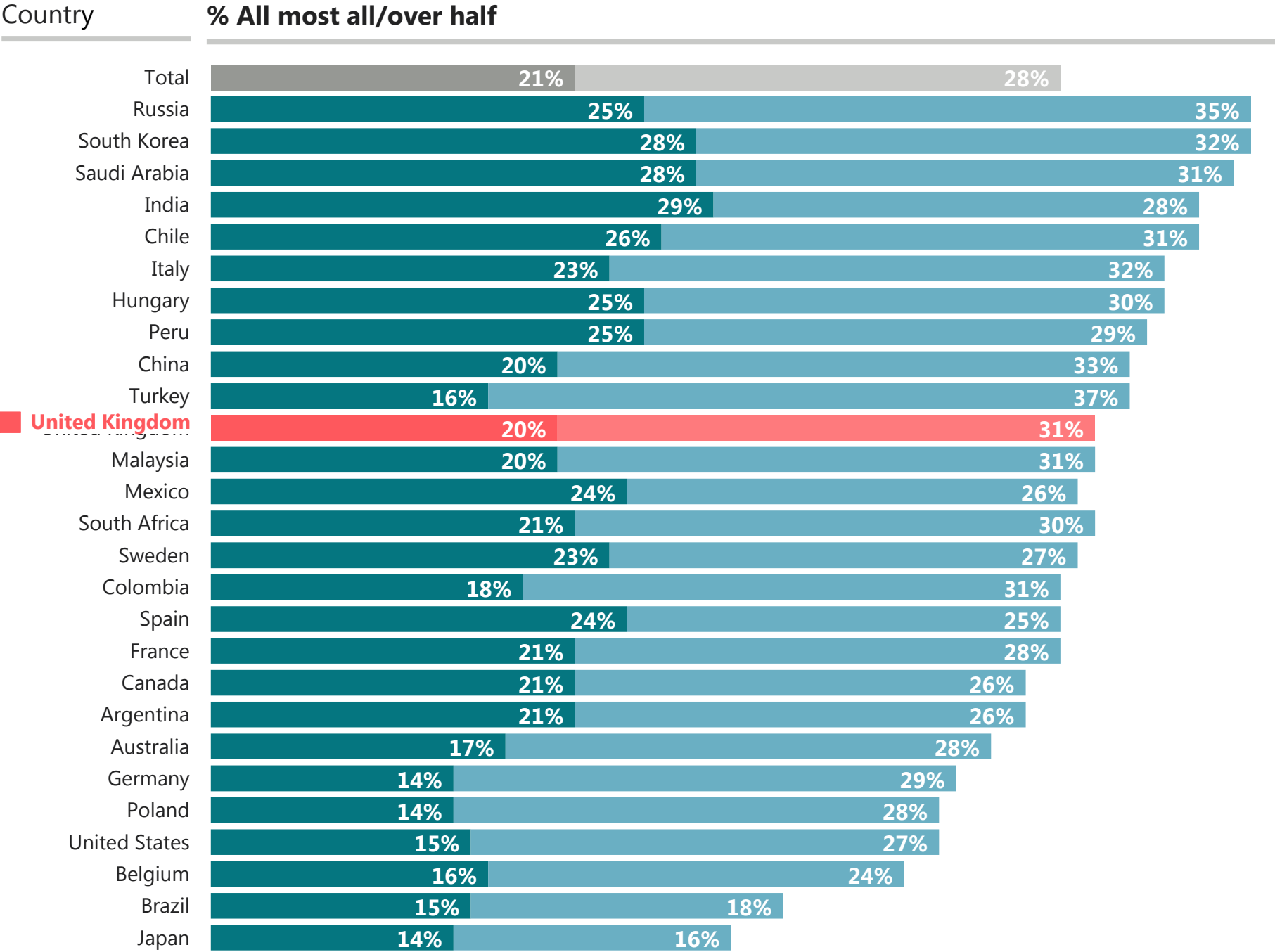
Globally 45% say most of their friends have a similar education level to them. While this is most prevalent in Saudi Arabia and Peru, those in Japan and Belgium are least likely to have a majority of friends from the same education level as them.



Base: 19,782 online adults aged 16-64 across 27 countries, 26 Nov -7 Dec 2018

Q. What proportion of your friends are of the same age group as you?

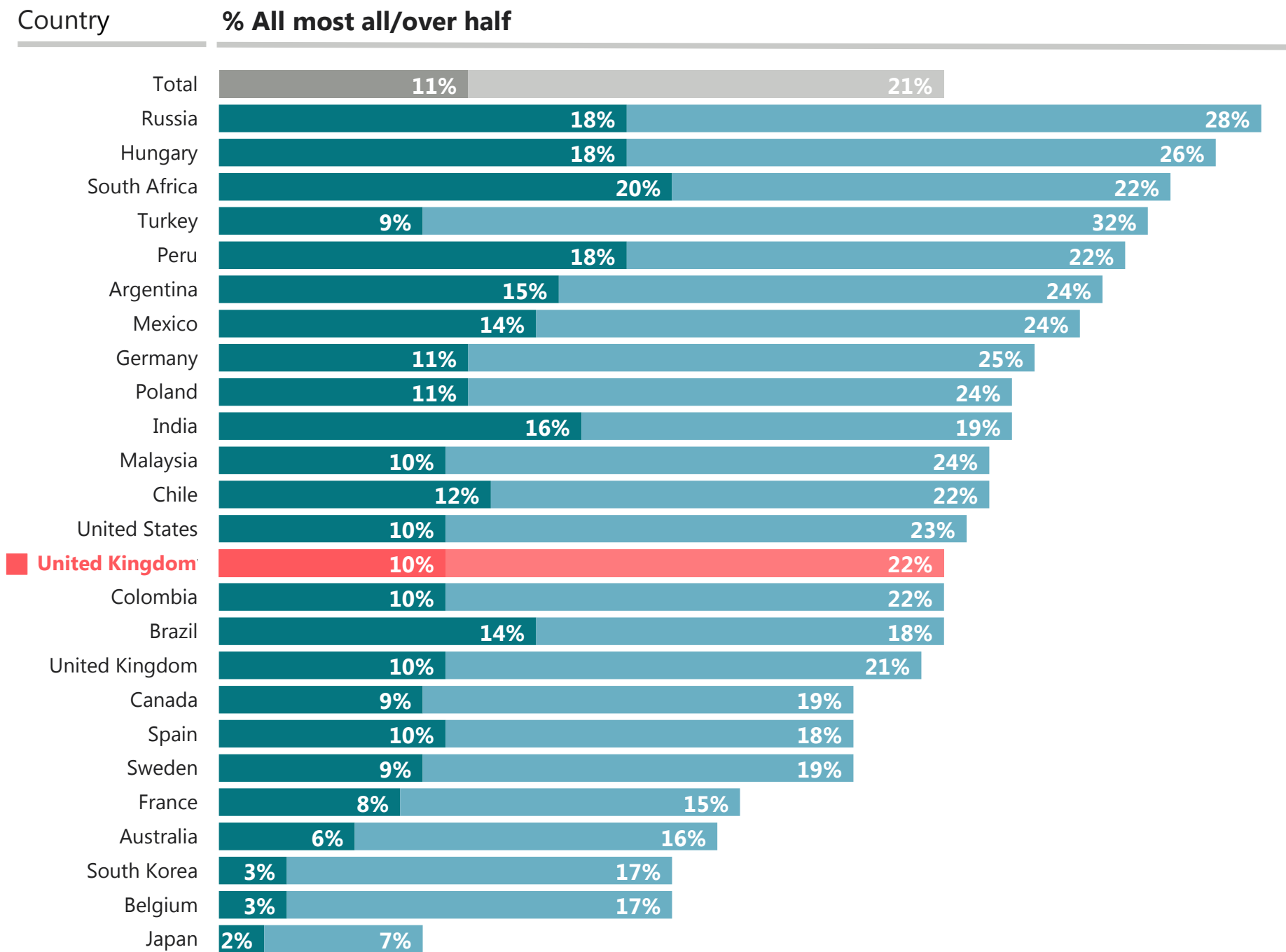
Roughly half around the world say most of their friends are from the same age group. Japan and Brazil are the countries where people are most likely to have friends of varying ages while in Russia and South Korea they are more likely to have friends of the same age group.



Base: 19,782 online adults aged 16-64 across 27 countries, 26 Nov -7 Dec 2018

Q. What proportion of your friends share the same political views as you?

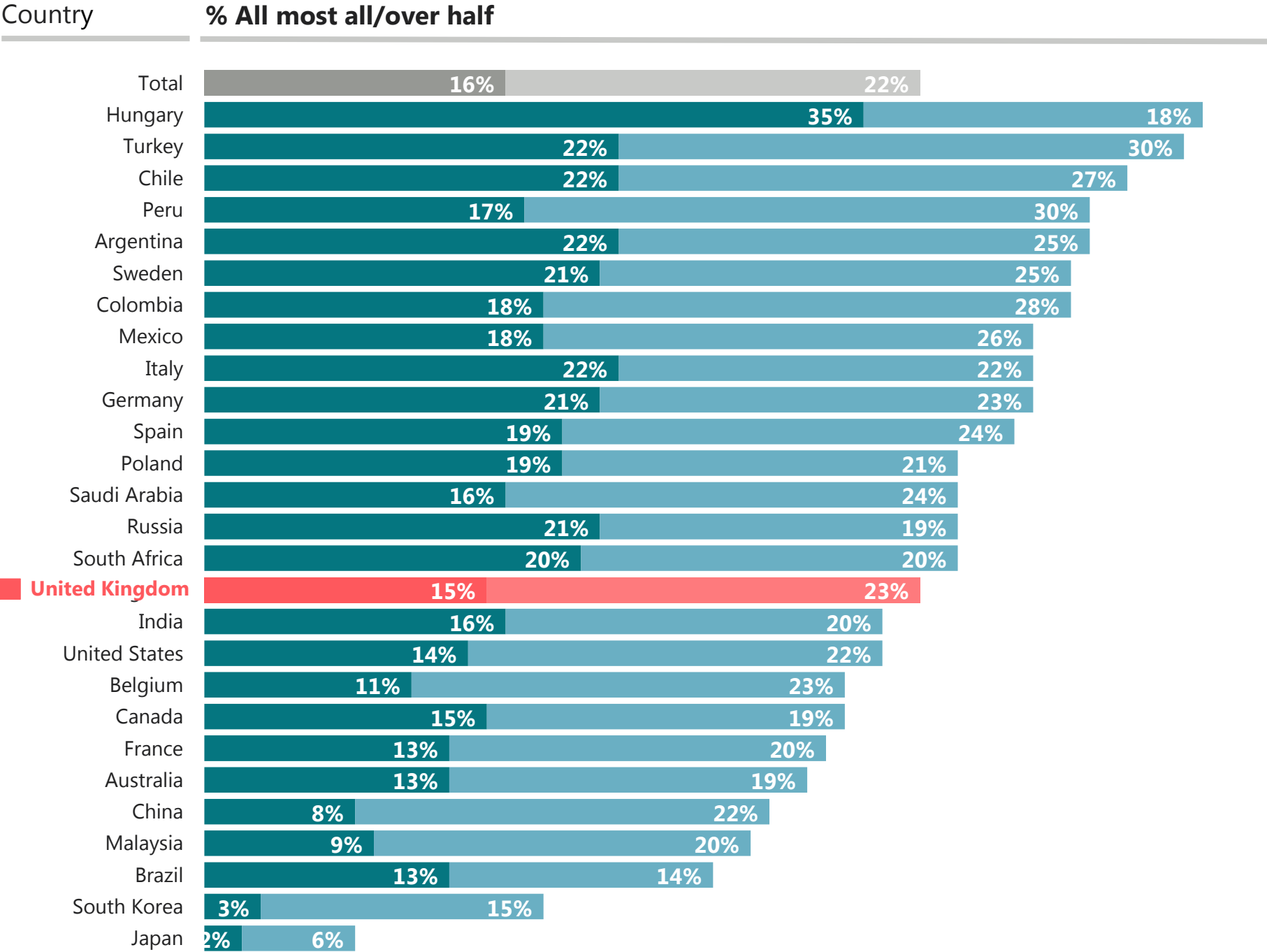
A third of us say most of our friends share the same political views to our own. People in Japan and Belgium are most likely to hold a political diverse group of friends while those in Russia and Hungary are more likely to say most of their friends share the same political views as them.



Base: 19,782 online adults aged 16-64 across 27 countries, 26 Nov -7 Dec 2018

Q. What proportion of your friends have the same views on immigration as you?

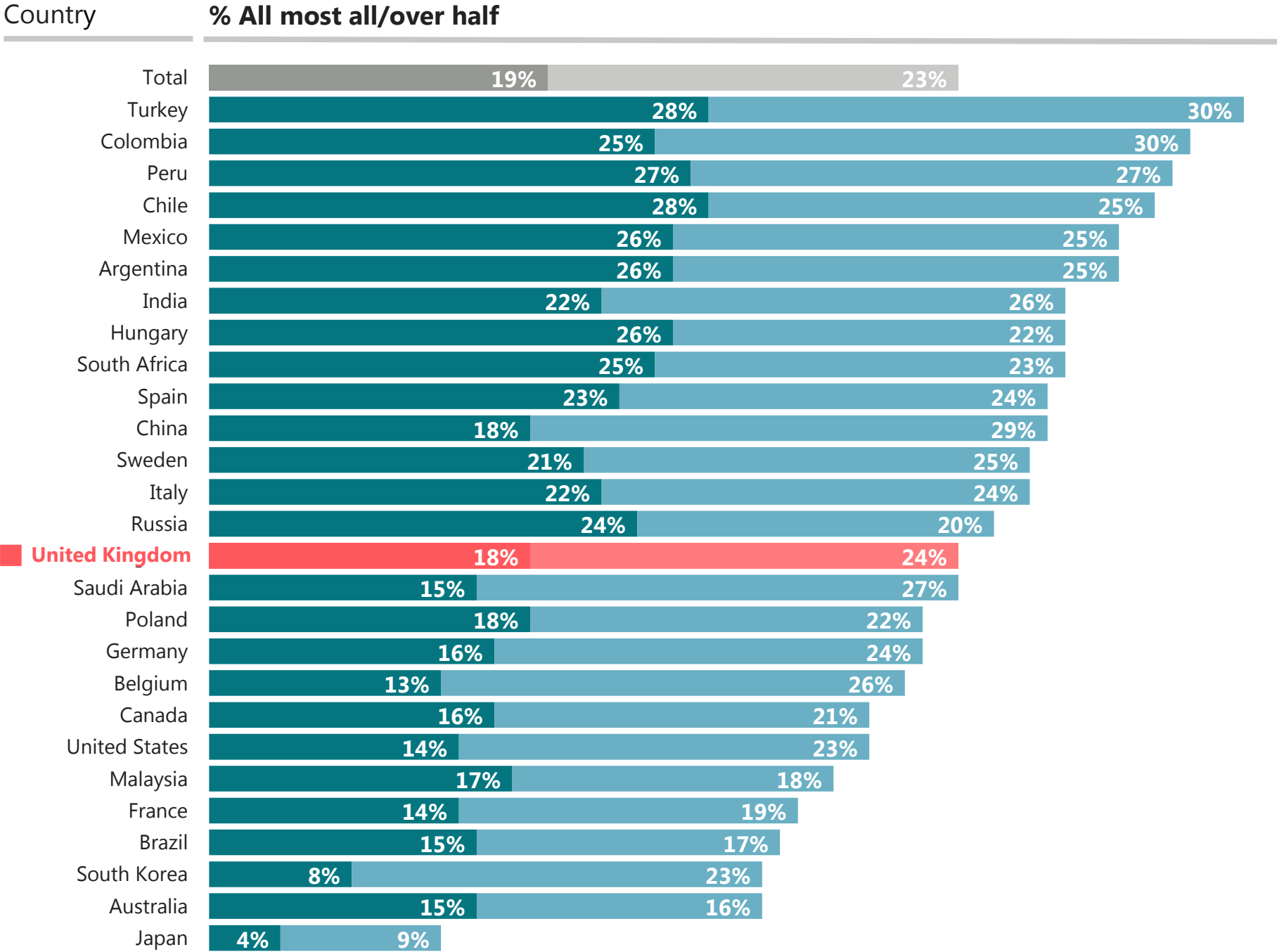
Two in five say most of their friends hold the same view as them on immigration. Hungary and Turkey are the countries where most say a majority of their friends have the same opinions towards immigration as their own.



Base: 19,782 online adults aged 16-64 across 27 countries, 26 Nov -7 Dec 2018

Q. What proportion of your friends have the same views on climate change as you?

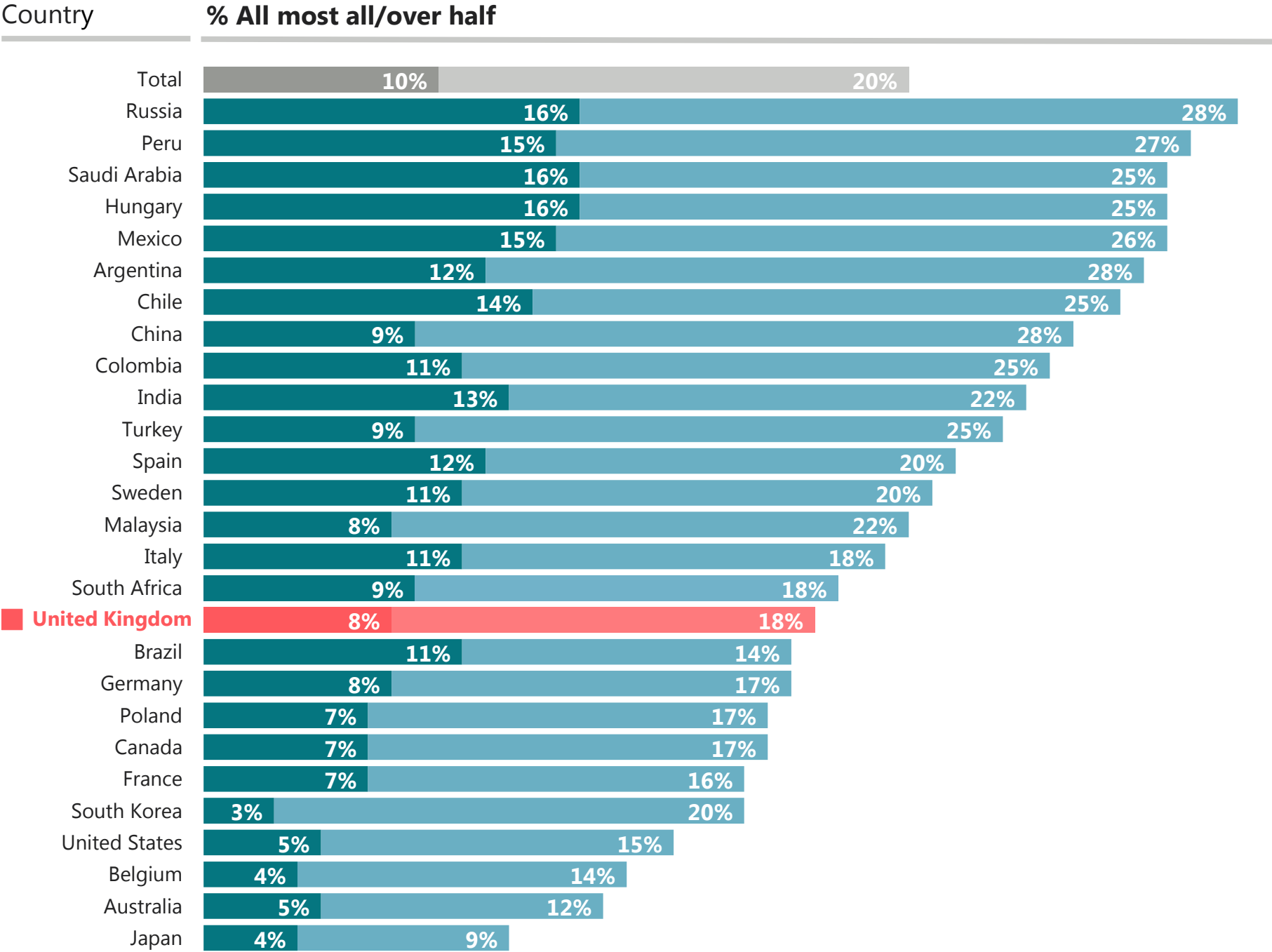
Two in five say their friends have the same view as climate change as they do. People in Turkey and Colombia are most likely to share friends with the same climate change perspective.



Base: 19,782 online adults aged 16-64 across 27 countries, 26 Nov -7 Dec 2018

Q. What proportion of your friends have the same level of income as you?

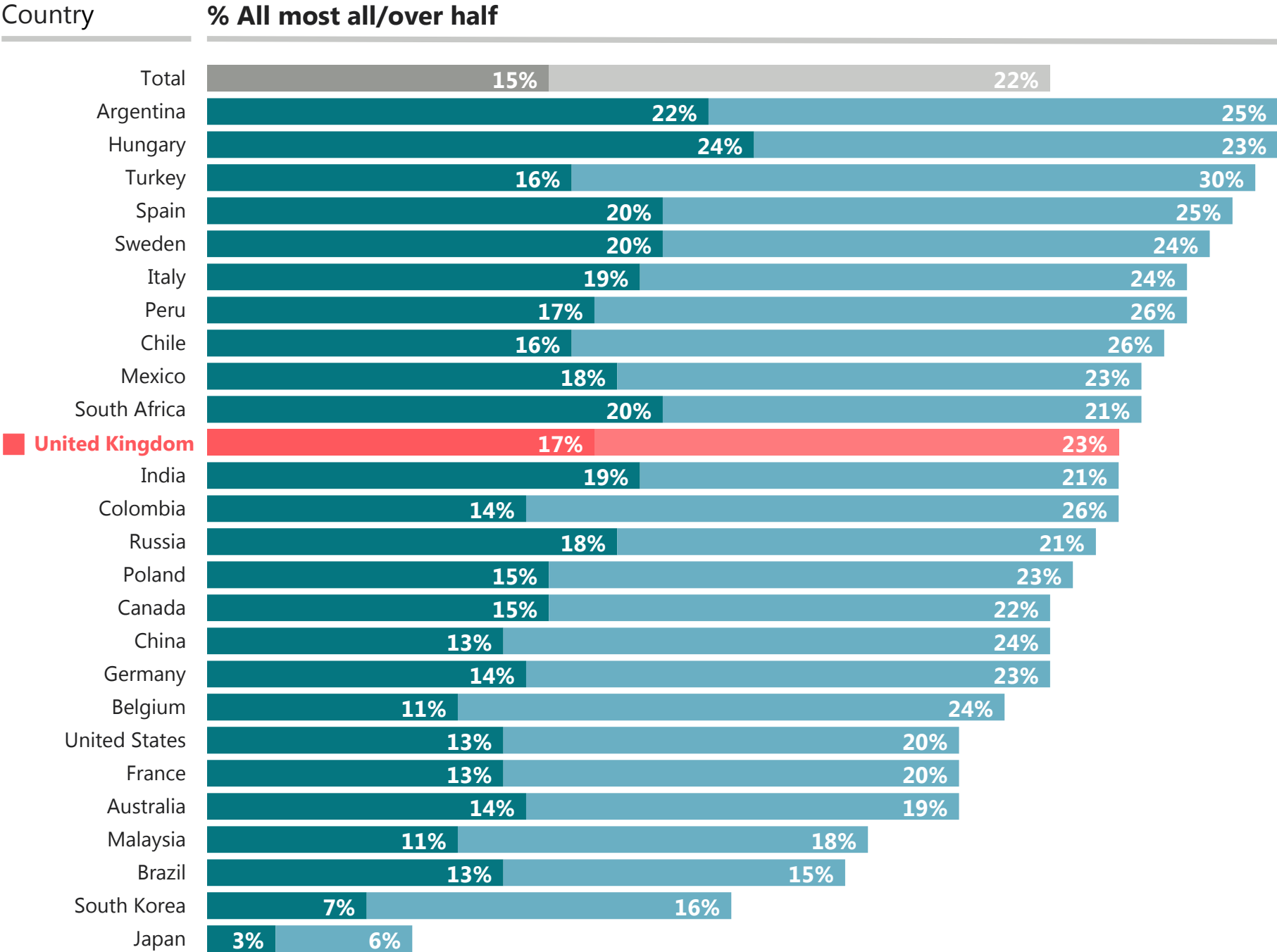
Three in ten worldwide say that most of their friends have the same income level to their own. This is most prevalent in Russia and Peru.



Base: 19,782 online adults aged 16-64 across 27 countries, 26 Nov -7 Dec 2018

Q. What proportion of your friends have the same views on feminism as you?

Close to two in five people around say they share the same views towards feminism as most of their friends. Those in Argentina and Hungary are most likely to say that most of their friends have the same view on feminism as their own while people in Japan and South Korea are least likely to say this.



Base: 19,782 online adults aged 16-64 across 27 countries, 26 Nov -7 Dec 2018

- This survey is an international sample of 19,782, adults aged 18-64 in the US and Canada, and age 16-64 in all other countries, were interviewed. The Fieldwork was conducted from 26 November - 7 December 2018. Approximately 1000+ individuals participated on a country by country basis via the Ipsos Online Panel with the exception of Argentina, Belgium, Chile, Hungary, Malaysia, Mexico, Peru, Poland, Russia, Saudi Arabia, South Africa, South Korea, Sweden and Turkey, where each have a sample approximately 500+.
- In the United Kingdom interviews were boosted in nations to give 206 in Scotland, 202 in Wales, 208 in Northern Ireland. In England 874 were conducted. Data are weighted to reflect correct proportions in the four nations. For differences to be significant between the nations, a difference of around 10 points is required.
- 15 of the 27 countries surveyed online generate nationally representative samples in their countries (Argentina, Australia, Belgium, Canada, France, Germany, Great Britain, Hungary, Italy, Japan, Poland, South Korea, Spain, Sweden, and United States).

Brazil, China, Chile, Colombia, India, Malaysia, Mexico, Peru, Russia, Saudi Arabia, South Africa and Turkey produce a national sample that is more urban & educated, and with higher incomes than their fellow citizens. We refer to these respondents as "Upper Deck Consumer Citizens". They are not nationally representative of their country.

- Where results do not sum to 100 or the 'difference' appears to be +/-1 more/less than the actual, this may be due to rounding, multiple responses or the exclusion of don't knows or not stated responses.

For more information, please contact:

Kully Kaur-Ballagan
kully.kaur-ballagan@ipsos.com
@KBallagan

Glenn Gottfried
glenn.gottfried@ipsos.com
@GGottfried1

Cameron Garrett
cameron.garrett@ipsos.com
@CameronGarret_